

EudraVigilance Reports up to 19 October			
Manufacturer	Total reports	Total reactions	Total fatalities
AstraZeneca	395,044	1,039,136	5,769
Moderna	137,546	341,634	7,543
PfizerBiontech	505,805	1,168,872	13,270
PfizerBiontech 2020	2,447	5,628	8
Janssen	32,236	87,883	1,522
<b>Total</b>	<b>1,073,078</b>	<b>2,643,153</b>	<b>28,112</b>

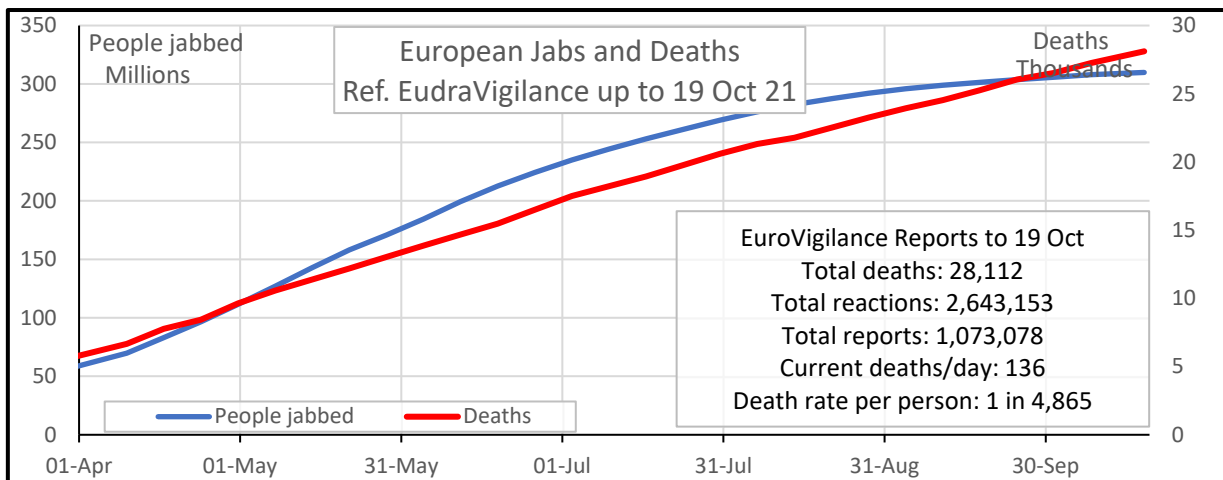
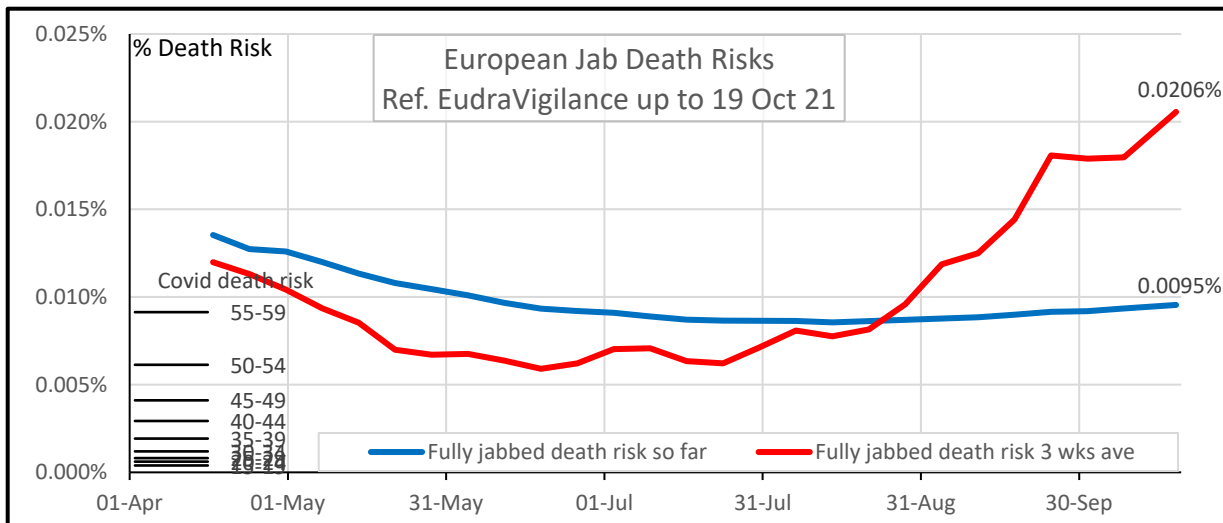
Note: of 2,637,525 reactions since January 2021, 1,249,109 (47.4%) have been serious.

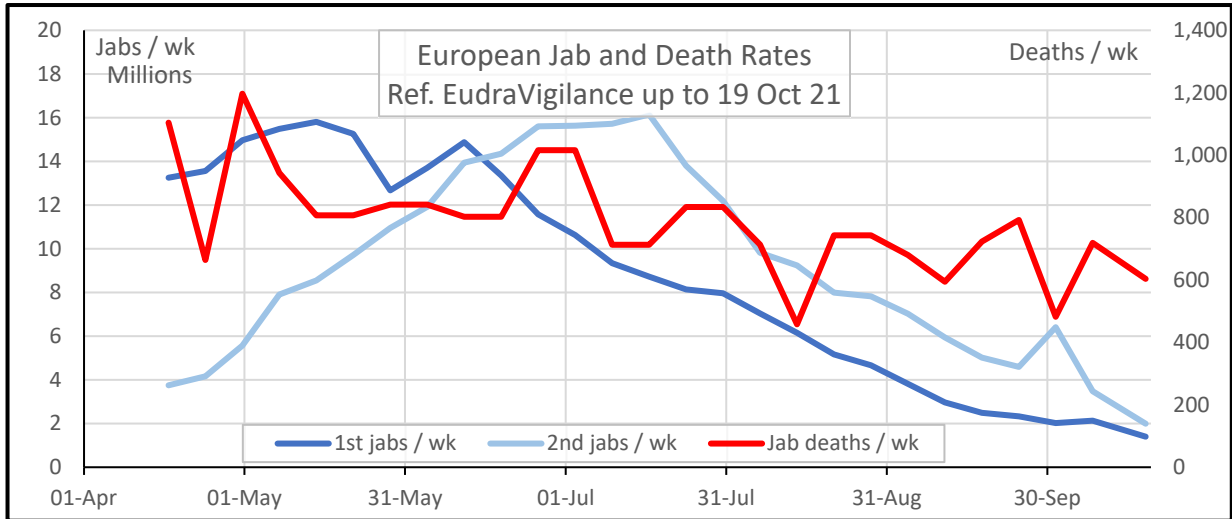
Total 1st Jab	309,830,971	Total 2nd Jab	291,254,067
Popn. 453,006,904	68.4%		64.3%

Risks per person	Total	Average	Current (3 wk ave)
Reports/person	1 in 280	1 in 342	
Reactions/person	1 in 114	1 in 143	
Deaths/person	<b>1 in 10,691</b>	<b>1 in 12,699</b>	<b>1 in 4,865</b>

Note: death rate per fully-jabbed person assumes same risk each jab

e.g. total risk =  $2 * 28,112 / (309,830,971 + 291,254,067) = 0.0094\%$ , or 1 in 10,691





Country	Population	1st Jab	2nd Jab
Austria	9,043,072	5,818,218 (64.3%)	5,538,189 (61.2%)
Belgium	11,632,334	8,654,561 (74.4%)	8,503,085 (73.1%)
Bulgaria	6,896,655	1,407,830 (20.4%)	1,388,405 (20.1%)
Croatia	4,081,657	1,870,455 (45.8%)	1,754,919 (43.%)
Cyprus	896,005	599,781 (66.9%)	564,181 (63.%)
Czechia	10,724,553	6,132,849 (57.2%)	6,031,678 (56.2%)
Denmark	5,813,302	4,467,373 (76.8%)	4,397,832 (75.7%)
Estonia	1,325,188	771,547 (58.2%)	728,023 (54.9%)
Finland	5,548,361	4,186,384 (75.5%)	3,721,297 (67.1%)
France	67,564,251	50,862,502 (75.3%)	45,426,651 (67.2%)
Germany	83,900,471	57,279,438 (68.3%)	54,728,050 (65.2%)
Greece	10,370,747	6,550,625 (63.2%)	6,309,081 (60.8%)
Hungary	9,634,162	5,919,930 (61.4%)	5,694,336 (59.1%)
Iceland	343,360	282,338 (82.2%)	277,837 (80.9%)
Ireland	4,982,904	3,791,218 (76.1%)	3,727,958 (74.8%)
Italy	60,367,471	46,270,565 (76.6%)	42,345,065 (70.1%)
Latvia	1,866,934	1,032,249 (55.3%)	940,147 (50.4%)
Lithuania	2,689,862	1,782,367 (66.3%)	1,645,518 (61.2%)
Luxembourg	634,814	424,732 (66.9%)	399,522 (62.9%)
Malta	514,564	425,719 (82.7%)	425,044 (82.6%)
Netherlands	17,173,094	12,876,117 (75.%)	11,605,975 (67.6%)
Norway	5,465,629	4,191,957 (76.7%)	3,707,612 (67.8%)
Poland	37,797,000	20,028,338 (53.%)	19,728,692 (52.2%)
Portugal	10,167,923	8,975,593 (88.3%)	8,782,671 (86.4%)
Romania	19,127,772	6,504,238 (34.%)	5,668,360 (29.6%)
Slovakia	5,460,726	2,482,655 (45.5%)	2,282,096 (41.8%)
Slovenia	2,078,723	1,140,178 (54.8%)	1,066,583 (51.3%)
Spain	46,745,211	37,891,519 (81.1%)	37,074,146 (79.3%)
Sweden	10,160,159	7,209,695 (71.%)	6,791,114 (66.8%)
<i>United Kingdom</i>	<i>68,207,114</i>	<i>49,422,753 (72.5%)</i>	<i>45,377,411 (66.5%)</i>
<b>Total (excl UK)</b>	<b>453,006,904</b>	<b>309,830,971 (68.4%)</b>	<b>291,254,067 (64.3%)</b>